

## Regulatory Signs

This section includes the signs that show a road regulation is in place. These must be obeyed.

Regulatory signs show the course a driver must follow and an action they are required to take or forbidden to take. They are generally circular and have a red border and black symbols or letters on a white background. Mandatory regulatory signs that indicate the direction traffic must take at junctions are blue and white.





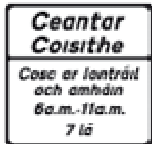
No U-turn



No overtaking



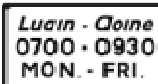
Height restriction



Pedestrianised street



Parking permitted



Disc parking plate



Zonal restriction - no parking of large

vehicles



End of the restriction zone

## Mandatory signs at junctions (white and blue)



Turn left ahead



Turn right ahead



Turn left



Turn right




Pass either side



Straight ahead




Keep right



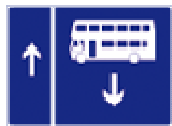
Keep left




With flow bus lane on left




With flow bus lane on right



Contra flow bus lane



Tram lane on left



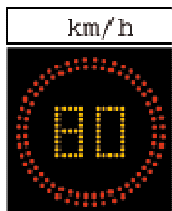
Tram lane on right



Start of cycle track



End of cycle track



Electronic variable speed limit sign (tunnel only)



In a tunnel goods vehicles cannot use right-hand lane (by reference to number of axles)



Electronic periodic speed limit sign



Electronic periodic speed limit sign at school



*Ach Amháin  
Tramanna*

**EXCEPT  
TRAMS**

Tram only street



*Ach amháin  
Tramanna  
agus Rochtain*  
**EXCEPT  
TRAMS  
AND ACCESS**

Tram and access only street



*Ach Amháin  
Busanna*

**EXCEPT  
BUSES**

Bus only street

## Traffic lane control signs in a tunnel




Go (Lane open)



Stop (Lane closed)



Move into the left-hand lane



Move into the right-hand lane

